

London to Kettering, Corby, Leicester, Nottingham, Derby, Chesterfield and Sheffield

Mondays to Fridays

Operator 1st Class/Reservations/Bus Catering facilities	EM 1◇ ↗	EM ◇	EM	EM 1◇ ↗	EM 1◇ ↗	EM 1◇ ↗	EM ◇	EM 1◇ ↗	EM 1◇ ↗	EM 1◇ ↗	EM ◇	EM 1◇ ↗	EM 1◇ ↗	EM ◇	EM 1◇ ↗	EM 1◇ ↗	EM ◇	EM 1◇ ↗	EM 1◇ ↗
St Pancras International (STP) 15 d					0527		0545	0559	0605	0617					0635		0647	0702	0705
Luton Airport Parkway (LTN) 7 d							0607			0643							0709		
Luton (LUT) 10 d							0610			0646							0712		
Bedford (BDM) 7 d							0626		0639	0701					0711		0728		0739
Wellingborough (WEL)							0637	0642		0713							0739		0750
Kettering (KET) a							0644		0653	0721					0725		0747		0756
Kettering (KET) d				0606			0646		0654	0722					0726		0748		0758
Corby (COR) d							0654a			0730a							0756a		
Oakham (OKM) a																			
Melton Mowbray (MMO) a																			
Market Harborough (MHR) d				0620					0704						0736				0808
Leicester (LEI) a				0632	0636	←		0706	0717						0748			0808	0822
Leicester (LEI) d	0548	0616	0632	0641	0637	0641		0707	0718			0739	0743	0752				0809	0825
Syston (SYS) d		0624		→								0747							
Sileby (SIL) d		0629										0752				←			
Barrow Upon Soar (BWS) d		0633										0757				0757			
Loughborough (LBO) d	0600	0639	0651a		0647	0653			0730			→	0753	0802	0803				0835
East Midlands Parkway (EMD) 4 a	0607	0648			0655	0701			0738				0800		0812				0843
Attenborough (ATB) d		0656														0819			
Beeston (BEE) d		0700				0710			0745						0823				0850
Nottingham (NOT) 8 a		0706				0716			0753					0821	0829				0856
Newark Castle (NCT) a		0738																	
Lincoln (LCN) a		0813																	
Grimsby Town (GMB) a																			
Long Eaton (LGE) d	0613				0659								0805						
Derby (DBY) 6 a	0623				0708				0728				0814					0832	
Chesterfield (CHD) a	0642				0727				0746				0832					0850	
Sheffield (SHF) 7 a	0708				0742				0803				0845					0906	

Operator 1st Class/Reservations/Bus Catering facilities	EM ◇	EM 1◇ ↗	EM	EM 1◇ ↗	EM	EM ◇	EM 1◇ ↗	EM 1◇ ↗	EM ◇	EM	EM 1◇ ↗	EM 1◇ ↗	EM	EM ◇	EM 1◇ ↗	EM 1◇ ↗	EM ◇	EM 1◇ ↗	EM 1◇ ↗
St Pancras International (STP) 15 d	0718	0730		0735		0749	0803	0806	0816		0832	0835		0847	0902	0905		0915	
Luton Airport Parkway (LTN) 7 d	0740					0811			0838					0911				0937	
Luton (LUT) 10 d	0743					0814			0841					0915				0940	
Bedford (BDM) 7 d	0759					0830			0857					0930				0956	
Wellingborough (WEL) d	0810					0841			0908					0941				1007	
Kettering (KET) a	0818			0823		0848		0854	0916			0925		0950		0954		1015	
Kettering (KET) d	0819			0824		0849		0856	0919			0926		0951		0955		1016	
Corby (COR) d	0827a					0857a			0927a					0959a				1024a	
Oakham (OKM) a																			
Melton Mowbray (MMO) a																			
Market Harborough (MHR) d				0834				0906				0936						1005	
Leicester (LEI) a		0837		0847			0908	0919			0939	0948			1009	1020			
Leicester (LEI) d		0838	0840	0848			0909	0920		0931	0940	0950			1010	1021			
Syston (SYS) d			0848							0939									
Sileby (SIL) d			0853		←					0944				←					
Barrow Upon Soar (BWS) d			0858		0858					0948				0948					
Loughborough (LBO) d		0848	→		0903			0930		→	0950			0955				1031	
East Midlands Parkway (EMD) 4 d		0856			0912			0938			0957			1008e				1039	
Attenborough (ATB) d														1015					
Beeston (BEE) d					0920			0945						1019				1045	
Nottingham (NOT) 8 a				0909	0926			0951				1011	1026					1052	
Newark Castle (NCT) a																			
Lincoln (LCN) a																			
Grimsby Town (GMB) a																			
Long Eaton (LGE) d		0901										1002							
Derby (DBY) 6 a		0910					0930					1011					1030		
Chesterfield (CHD) a		0928					0948					1029					1049		
Sheffield (SHF) 7 a		0942					1004					1042					1104		

For the complete service between London, Luton and Bedford see table 051

For the complete service between Attenborough and Nottingham see table 056

For the complete service between Nottingham, Lincoln and Grimsby see table 057

For the complete service between Derby, Chesterfield and Sheffield see table 053

NOTES (see introductory pages for explanation of train operator codes and standard symbols)

- a Arrival time
d Departure time
e Arrives 5 minutes earlier

London to Kettering, Corby, Leicester, Nottingham, Derby, Chesterfield and Sheffield

Mondays to Fridays

Operator 1st Class/Reservations/Bus Catering facilities	EM	EM 1◇ ⌘	EM 1◇ ⌘	EM	EM ◇ ⌘	EM 1◇ ⌘	EM 1◇ ⌘	EM ◇	EM	EM 1◇ ⌘	EM 1◇ ⌘	EM	EM ◇	EM 1◇ ⌘	EM 1◇ ⌘	EM ◇	EM 1◇ ⌘	EM 1◇ ⌘	EM
St Pancras International (STP) 15 d		0932	0935		0945	1002	1005	1015		1032	1035		1045	1102	1105	1115			
Luton Airport Parkway (LTN) 7 d					1007			1037					1107			1137			
Luton (LUT) 10 d					1010			1040					1110			1140			
Bedford (BDM) 7 d					1026			1056					1126			1156			
Wellingborough (WEL) d					1037			1107					1137			1207			
Kettering (KET) a			1021		1045		1053	1115			1121		1145		1153	1215			
Kettering (KET) d			1022		1046		1054	1117			1122		1146		1154	1216			
Corby (COR) d					1055a			1125a					1154a			1224a			
Oakham (OKM) a																			
Melton Mowbray (MMO) a																			
Market Harborough (MHR) d			1032				1104				1132				1204				
Leicester (LEI) a		1036	1046			1105	1117			1136	1145			1205	1217				
Leicester (LEI) d	1031	1037	1047			1106	1118		1132	1137	1147			1206	1218			1231	
Syston (SYS) d	1039								1140									1239	
Sileby (SIL) d	1044								1145									1244	
Barrow Upon Soar (BWS) d	1048			1048					1149			1149						1248	
Loughborough (LBO) d	1047			1054			1129		1147		1155				1229				
East Midlands Parkway (EMD) 7 a	1055			1108e			1137		1155		1208e				1237				
Attenborough (ATB) d				1115							1215								
Beeston (BEE) d				1119			1144				1219				1244				
Nottingham (NOT) 8 a			1109	1126			1150				1209	1226			1250				
Newark Castle (NCT) a																			
Lincoln (LCN) a																			
Grimsby Town (GMB) a																			
Long Eaton (LGE) d		1059							1159										
Derby (DBY) 6 a		1108				1127			1209					1228					
Chesterfield (CHD) a		1127				1146			1228					1246					
Sheffield (SHF) 7 a		1141				1205			1244					1301					

Operator 1st Class/Reservations/Bus Catering facilities	EM 1◇ ⌘	EM 1◇ ⌘	EM	EM ◇	EM 1◇ ⌘	EM 1◇ ⌘	EM ◇	EM	EM 1◇ ⌘	EM 1◇ ⌘	EM	EM ◇	EM 1◇ ⌘	EM 1◇ ⌘	EM ◇	EM 1◇ ⌘	EM 1◇ ⌘	EM	EM 1◇ ⌘
St Pancras International (STP) 15 d	1132	1135		1145	1202	1205	1215		1232	1235		1245	1302	1305	1315				1332
Luton Airport Parkway (LTN) 7 d				1207			1237					1307			1337				
Luton (LUT) 10 d				1210			1240					1310			1340				
Bedford (BDM) 7 d				1226			1256					1326			1356				
Wellingborough (WEL) d				1237			1307					1337			1407				
Kettering (KET) a		1220		1245		1252	1316			1321		1345		1352	1416				
Kettering (KET) d		1222		1245		1253	1317			1322		1347		1353	1417				
Corby (COR) d				1253a			1326a					1356a			1425a				
Oakham (OKM) a																			
Melton Mowbray (MMO) a																			
Market Harborough (MHR) d		1232				1304				1332				1404					
Leicester (LEI) a	1235	1245			1306	1317			1335	1345			1406	1417					1436
Leicester (LEI) d	1236	1247			1307	1318		1331	1336	1347			1407	1418			1431	1437	
Syston (SYS) d								1339									1439		
Sileby (SIL) d								1344									1444		
Barrow Upon Soar (BWS) d			1248					1348			1348						1448		
Loughborough (LBO) d	1246		1254			1329		1346		1354				1429					1447
East Midlands Parkway (EMD) 7 a	1254		1308e			1337		1354		1408				1437					1454
Attenborough (ATB) d			1315									1415							
Beeston (BEE) d			1319			1344						1419			1444				
Nottingham (NOT) 8 a		1308	1326			1350				1409	1426			1450					
Newark Castle (NCT) a																			
Lincoln (LCN) a																			
Grimsby Town (GMB) a																			
Long Eaton (LGE) d		1259							1359										1500
Derby (DBY) 6 a		1308			1328				1408				1427						1509
Chesterfield (CHD) a		1327			1347				1427				1448						1527
Sheffield (SHF) 7 a		1341			1404				1441				1504						1544

NOTES (see introductory pages for explanation of train operator codes and standard symbols)

- a Arrival time
d Departure time
e Arrives 5 minutes earlier

London to Kettering, Corby, Leicester, Nottingham, Derby, Chesterfield and Sheffield

Mondays to Fridays

Operator 1st Class/Reservations/Bus Catering facilities	EM 11 11	EM 11 11	EM 11 11	EM 11 11	EM 11 11	EM 11 11	EM 11 11	EM 11 11	EM 11 11	EM 11 11	EM 11 11	EM 11 11	EM 11 11	EM 11 11	EM 11 11	EM 11 11	EM 11 11	EM 11 11
St Pancras International (STP) 15 d	1335		1345	1402	1405	1415		1432	1435		1445	1502	1505	1515		1531	1535	
Luton Airport Parkway (LTN) 7 d			1407			1437					1507			1537				
Luton (LUT) 10 d			1410			1440					1510			1540				
Bedford (BDM) 7 d			1426			1456					1526			1556				
Wellingborough (WEL)			1437			1507					1537			1607				
Kettering (KET) a	1421		1445		1452	1515			1521		1545		1551	1614			1621	
Kettering (KET) d	1422		1446		1453	1516			1522		1546		1552	1615			1622	
Corby (COR) d			1454a			1524a					1554a			1623a				
Oakham (OKM) a																		
Melton Mowbray (MMO) a																		
Market Harborough (MHR) d	1432				1503				1532				1602				1632	
Leicester (LEI) a	1446			1505	1516			1536	1546			1605	1615			1636	1646	
Leicester (LEI) d	1447			1506	1518		1531	1537	1547			1606	1618		1631	1637	1647	
Syston (SYS) d							1539								1639			
Sileby (SIL) d							1544								1644			
Barrow Upon Soar (BWS) d		1448					1548				1548				1648			
Loughborough (LBO) d		1454			1529		1547				1554		1628		1647			
East Midlands Parkway (EMD) 4 d		1508c			1537		1554				1608e		1636		1654			
Attenborough (ATB) d		1515									1615							
Beeston (BEE) d		1519			1544						1619		1644					
Nottingham (NOT) 8 a	1508	1526			1550				1608	1626			1650				1708	
Newark Castle (NCT) a																		
Lincoln (LCN) a																		
Grimsby Town (GMB) a																		
Long Eaton (LGE) d							1559									1659		
Derby (DBY) 6 a				1527			1608					1628				1709		
Chesterfield (CHD) a				1546			1627					1646				1730		
Sheffield (SHF) 7 a				1604			1641					1704				1743		

Operator 1st Class/Reservations/Bus Catering facilities	EM 11 11	EM 11 11	EM 11 11	EM 11 11	EM 11 11	EM 11 11	EM 11 11	EM 11 11	EM 11 11	EM 11 11	EM 11 11	EM 11 11	EM 11 11	EM 11 11	EM 11 11	EM 11 11	EM 11 11	EM 11 11
St Pancras International (STP) 15 d		1545	1602	1605	1616		1632	1635		1647	1702	1705	1717	1732		1735		
Luton Airport Parkway (LTN) 7 d		1608			1639					1709			1739					
Luton (LUT) 10 d		1611			1642					1712			1742					
Bedford (BDM) 7 d		1627			1658					1728			1758					
Wellingborough (WEL) d		1638			1709					1739			1809					
Kettering (KET) a		1646		1651	1717			1722		1746		1755	1817			1823		
Kettering (KET) d		1647		1653	1718			1724		1748		1757	1817			1824		
Corby (COR) d		1655a			1726a					1756a			1825a					
Oakham (OKM) a																		
Melton Mowbray (MMO) a																		
Market Harborough (MHR) d				1703				1734				1807				1834		
Leicester (LEI) a			1706	1717			1739	1748			1809	1822		1839		1847		
Leicester (LEI) d			1707	1719		1731	1740	1751			1811	1824		1841	1843	1849		
Syston (SYS) d						1739									1851			
Sileby (SIL) d						1744									1856			
Barrow Upon Soar (BWS) d	1648					1748				1748					1900			
Loughborough (LBO) d	1654			1729			1750			1754		1834		1851				1906
East Midlands Parkway (EMD) 4 d		1704		1737			1758	1806	1808e			1843		1858		1903	1917c	
Attenborough (ATB) d		1712								1815								1925
Beeston (BEE) d		1716			1743					1819		1849						1929
Nottingham (NOT) 8 a		1723			1750			1818	1826			1855				1917	1936	
Newark Castle (NCT) a																		
Lincoln (LCN) a																		
Grimsby Town (GMB) a																		
Long Eaton (LGE) d							1805							1903				
Derby (DBY) 6 a				1727			1814				1834			1912				
Chesterfield (CHD) a				1747			1836				1852			1931				
Sheffield (SHF) 7 a				1804			1851				1917			1947				

NOTES (see introductory pages for explanation of train operator codes and standard symbols)

- a Arrival time
- d Departure time
- c Arrives 3 minutes earlier
- e Arrives 5 minutes earlier

London to Kettering, Corby, Leicester, Nottingham, Derby, Chesterfield and Sheffield

Mondays to Fridays

Operator 1st Class/Reservations/Bus Catering facilities	EM ◇	EM 1◇ ⌘	EM 1◇ ⌘	EM ◇	EM	EM 1◇ ⌘	EM	EM 1◇ ⌘	EM 1◇ ⌘	EM 1◇ ⌘	EM ◇	EM 1◇ ⌘	EM 1◇ ⌘	EM ◇	EM 1◇ ⌘	EM 1◇ ⌘	EM ◇	EM 1◇ ⌘	EM 1◇ ⌘
St Pancras International (STP) d	1747	1802	1805	1817		1832			1835			1847	1902	1905	1915	1932		1935	
Luton Airport Parkway (LTN) d	1812			1839								1909			1937				
Luton (LUT) d	1815			1842								1912			1940				
Bedford (BDM) d	1830			1900								1928			1956				
Wellingborough (WEL)	d	1842		1911								1939			2007				
Kettering (KET)	a	1850		1855	1919				1927			1947		1955	2015				2025
Kettering (KET)	d	1851		1856	1920				1933	1938		1949		1956	2017				2026
Corby (COR)	d	1859a		1928a					1947	1957a					2025a				
Oakham (OKM)	a								2006										
Melton Mowbray (MMO)	a								2017										
Market Harborough (MHR)	d			1907					1943					2006					2036
Leicester (LEI)	a		1909	1920		1940			1955				2008	2019		2040			2048
Leicester (LEI)	d		1910	1922		1931	1941		1957				2009	2020		2041	2044		2050
Syston (SYS)	d				1939												2052		
Sileby (SIL)	d				1944												2057		
Barrow Upon Soar (BWS)	d				1948			1948									2101		
Loughborough (LBO)	d			1932		1952	1954	2007						2031		2051			
East Midlands Parkway (EMD) d			1940		2000	2013f					2013f			2038		2058			2104
Attenborough (ATB)	d											2020							
Beeston (BEE)	d			1949								2024			2046				
Nottingham (NOT) a			1957						2023			2030			2053				2114
Newark Castle (NCT)	a																		
Lincoln (LCN)	a																		
Grimsby Town (GMB)	a																		
Long Eaton (LGE)	d					2005										2103			
Derby (DBY) a		1930				2014							2031			2112			
Chesterfield (CHD)	a	1949				2033							2051			2131			
Sheffield (SHF) a		2002				2047							2118			2144			

Operator Days of operation/Notes 1st Class/Reservations/Bus Catering facilities	EM ◇	EM ◇	EM 1◇ ⌘	EM 1◇ ⌘	EM ◇	EM A ◇	EM 1◇ ⌘	EM 1◇ ⌘	EM A ◇	EM ◇	EM 1◇ ⌘	EM 1◇ ⌘	EM ◇	EM 1◇ ⌘	EM 1◇ ⌘	EM ◇	EM 1◇ ⌘	EM 1◇ ⌘	EM ◇
St Pancras International (STP) d		1945	2002	2005	2015		2032	2035		2045	2102	2105	2115	2132	2135	2145			
Luton Airport Parkway (LTN) d		2007			2037					2107			2137			2207			
Luton (LUT) d		2010			2040					2110			2140			2210			
Bedford (BDM) d		2026			2056					2126			2156			2226			
Wellingborough (WEL)	d	2037			2107					2138			2208			2237			
Kettering (KET)	a	2046		2055	2115			2120		2146		2151	2216		2221	2245			
Kettering (KET)	d		2047		2057	2116			2122		2147		2152	2217		2247			
Corby (COR)	d		2055a		2124a					2155a				2225a		2255a			
Oakham (OKM)	a																		
Melton Mowbray (MMO)	a																		
Market Harborough (MHR)	d			2107				2132				2202				2232			
Leicester (LEI)	a			2110	2122			2136	2145			2205	2215		2237	2245			
Leicester (LEI)	d			2111	2125		2131	2137	2147			2206	2217		2238	2246			2252
Syston (SYS)	d					2139													2300
Sileby (SIL)	d					2144													2305
Barrow Upon Soar (BWS)	d	2101				2148				2148									
Loughborough (LBO)	d	2107			2135		2147			2154			2227		2248				2310
East Midlands Parkway (EMD) d		2116			2142		2154			2203			2234		2256	2300			2318
Attenborough (ATB)	d	2122								2216									2324
Beeston (BEE)	d	2126			2150					2220			2241						2328
Nottingham (NOT) a		2133			2156			2212	2227			2247				2310			2334
Newark Castle (NCT)	a																		
Lincoln (LCN)	a																		
Grimsby Town (GMB)	a																		
Long Eaton (LGE)	d						2159									2300			
Derby (DBY) a				2131			2210					2228				2309			
Chesterfield (CHD)	a			2150			2228					2247				2328			
Sheffield (SHF) a				2203			2241					2300				2341			

NOTES (see introductory pages for explanation of train operator codes and standard symbols)

- a Arrival time
 d Departure time
 f Arrives 10 minutes earlier
 A From Peterborough

London to Kettering, Corby, Leicester, Nottingham, Derby, Chesterfield and Sheffield

Mondays to Fridays

Operator 1st Class/Reservations/Bus Catering facilities	EM ◇	EM 1 ◇ T	EM 1 ◇ T	EM ◇	EM 1 ◇ T	EM 1 ◇ T	EM ◇
St Pancras International (STP) 15 d	2215	2232	2235	2247	2304	2335	2355
Luton Airport Parkway (LTN) 7 d	2238			2316	2346		0035
Luton (LUT) 10 d	2241			2319			0038
Bedford (BDM) 7 d	2256			2343			0103
Wellingborough (WEL) d	2308			2354	0023		0114
Kettering (KET) a	2316		2321	0002	0032	0054	0122
Kettering (KET) d	2317		2322	0004	0035	0104	0122
Corby (COR) d	2325a			0012a			0131a
Oakham (OKM) a							
Melton Mowbray (MMO) a							
Market Harborough (MHR) d			2332			0115	
Leicester (LEI) a		2336	2346		0127	0128	
Leicester (LEI) d		2337	2347		0130	0134	
Syston (SYS) d							
Sileby (SIL) d							
Barrow Upon Soar (BWS) d							
Loughborough (LBO) d		2347	2359c		0140	0147	
East Midlands Parkway (EMD) 4 d		2354	0009c		0148	0157	
Attenborough (ATB) d							
Beeston (BEE) d			0019			0204	
Nottingham (NOT) 8 a			0027			0210	
Newark Castle (NCT) a							
Lincoln (LCN) a							
Grimsby Town (GMB) a							
Long Eaton (LGE) d		2359			0152		
Derby (DBY) 6 a		0008			0201		
Chesterfield (CHD) a		0026					
Sheffield (SHF) 7 a		0039					

NOTES (see introductory pages for explanation of train operator codes and standard symbols)

- a Arrival time
d Departure time
c Arrives 3 minutes earlier

London to Kettering, Corby, Leicester, Nottingham, Derby, Chesterfield and Sheffield

Saturdays

Operator 1st Class/Reservations/Bus Catering facilities	EM 1◇ ↗	EM ◇	EM ◇	EM ◇	EM 1◇ ↗	EM 1◇ ↗	EM 1◇ ↗	EM ◇	EM 1◇ ↗	EM 1◇ ↗	EM ◇	EM 1◇ ↗	EM 1◇ ↗	EM 1◇ ↗	EM ◇	EM 1◇ ↗	EM 1◇ ↗	EM ◇	EM 1◇ ↗
St Pancras International (STP) ④ 15 d						0530		0533	0600	0605	0608		0630	0633		0646	0702	0705	
Luton Airport Parkway (LTN) ④ 7 d								0601			0630					0708			
Luton (LUT) 10 d								0604			0633					0711			
Bedford (BDM) 7 d								0619		0638	0649			0706		0727		0739	
Wellingborough (WEL)								0630	0642		0701					0738		0750	
Kettering (KET)	a							0638		0652	0709			0720		0746		0756	
Kettering (KET)	d			0555		0609			0639	0653	0710			0721		0748		0757	
Corby (COR)	d			0603a					0649a		0720a					0757a			
Oakham (OKM)	a																		
Melton Mowbray (MMO)	a																		
Market Harborough (MHR)	d					0620				0704				0731				0807	
Leicester (LEI)	a					0633	0637	↗		0706	0718			0733	0744		0806	0820	
Leicester (LEI)	d	0551	0616		0630	0645	0638	0645		0707	0719		0731	0734	0745		0807	0821	
Syston (SYS)	d		0624			↗							0739						
Sileby (SIL)	d		0629										0744						
Barrow Upon Soar (BWS)	d		0633										0748			0748			
Loughborough (LBO)	d	0601	0639		0652a		0648	0655		0717	0730		↗	0745	0755	0754		0831	
East Midlands Parkway (EMD) ④	d	0608	0650				0656	0703		0725	0737			0753		0808e		0839	
Attenborough (ATB)	d		0657													0816			
Beeston (BEE)	d		0701					0710			0744					0820		0846	
Nottingham (NOT) 8 a			0711					0717			0751				0812	0826		0852	
Newark Castle (NCT)	a																		
Lincoln (LCN)	a																		
Grimsby Town (GMB)	a																		
Long Eaton (LGE)	d	0613					0700							0757					
Derby (DBY) 6 a		0623					0709			0735				0806			0827		
Chesterfield (CHD)	a		0644				0729			0754				0828			0846		
Sheffield (SHF) 7 a		0708					0743			0807				0843			0904		

Operator Days of operation/Notes 1st Class/Reservations/Bus Catering facilities	EM ◇	EM ◇	EM 1◇ ↗	EM 1◇ ↗	EM ◇	EM 1◇ ↗	EM 1◇ ↗	EM ◇	EM 1◇ ↗	EM 1◇ ↗	EM A	EM 1◇ ↗	EM 1◇ ↗	EM A	EM ◇	EM 1◇ ↗	EM 1◇ ↗	EM ◇	EM
St Pancras International (STP) ④ 15 d	0715		0732	0735		0745	0802	0805	0815		0832	0835		0845	0902	0905	0915		
Luton Airport Parkway (LTN) ④ 7 d	0737					0807			0837					0907			0937		
Luton (LUT) 10 d	0740					0810			0840					0910			0940		
Bedford (BDM) 7 d	0756					0826			0856					0926			0956		
Wellingborough (WEL)	d	0808				0838			0908					0938			1007		
Kettering (KET)	a	0815		0821		0845		0852	0915			0921		0945		0952	1016		
Kettering (KET)	d	0816		0822		0846		0854	0916			0922		0946		0953	1016		
Corby (COR)	d	0824a				0854a			0924a					0954a			1024a		
Oakham (OKM)	a																		
Melton Mowbray (MMO)	a																		
Market Harborough (MHR)	d			0832				0904				0932				1003			
Leicester (LEI)	a		0836	0845			0905	0916			0935	0945			1005	1016			
Leicester (LEI)	d	0831	0837	0847			0907	0917		0931	0937	0946			1006	1018		1031	
Syston (SYS)	d	0839								0939								1039	
Sileby (SIL)	d	0844			↗					0944			↗					1044	
Barrow Upon Soar (BWS)	d	0848			0848					0948			0948					1048	
Loughborough (LBO)	d	↗	0847		0854			0928		↗	0947		0954			1029		↗	
East Midlands Parkway (EMD) ④	d		0854		0908e			0936			0954		1008e			1037			
Attenborough (ATB)	d				0915									1015					
Beeston (BEE)	d				0919			0943						1019		1044			
Nottingham (NOT) 8 a				0908	0926			0950				1009	1030			1050			
Newark Castle (NCT)	a																		
Lincoln (LCN)	a																		
Grimsby Town (GMB)	a																		
Long Eaton (LGE)	d		0859								0959								
Derby (DBY) 6 a			0908				0927				1008				1027				
Chesterfield (CHD)	a		0927				0946				1027				1046				
Sheffield (SHF) 7 a			0942				1004				1041				1104				























NOTES (see introductory pages for explanation of train operator codes and standard symbols)

- a Arrival time
d Departure time
e Arrives 5 minutes earlier

A To Liverpool Lime Street

London to Kettering, Corby, Leicester, Nottingham, Derby, Chesterfield and Sheffield

Saturdays

Operator 1st Class/Reservations/Bus Catering facilities	EM 1 1	EM 1 1	EM	EM 1 1	EM 1 1	EM 1 1	EM 1 1	EM 1 1	EM 1 1	EM 1 1	EM 1 1	EM 1 1	EM 1 1	EM 1 1	EM 1 1	EM 1 1	EM 1 1	EM 1 1	
St Pancras International (STP)    	d	0932	0935		0945	1002	1005	1015		1032	1035		1045	1102	1105	1115		1132	1135
Luton Airport Parkway (LTN)  	d				1007			1037					1107			1137			
Luton (LUT)  	d				1010			1040					1110			1140			
Bedford (BDM)  	d				1026			1056					1126			1156			
Wellingborough (WEL)	d				1038			1108					1138			1208			
Kettering (KET)	a		1021		1045		1052	1115		1121			1145		1152	1216			1221
Kettering (KET)	d		1022		1046		1054	1116		1122			1146		1153	1217			1222
Corby (COR)	d				1054a			1124a					1154a			1225a			
Oakham (OKM)	a																		
Melton Mowbray (MMO)	a																		
Market Harborough (MHR)	d		1032				1104			1132					1203				1232
Leicester (LEI)	a	1036	1045			1105	1116			1136	1145			1206	1217			1236	1245
Leicester (LEI)	d	1037	1047			1106	1118			1131	1137	1147			1207	1218		1231	1237
Syston (SYS)	d							1139										1239	
Sileby (SIL)	d							1144										1244	
Barrow Upon Soar (BWS)	d			1048				1148				1148						1248	
Loughborough (LBO)	d	1047		1054			1129			1147		1154			1229			1247	
East Midlands Parkway (EMD)  	d	1054		1108e			1137			1154		1207e			1237			1254	
Attenborough (ATB)	d			1115								1215							
Beeston (BEE)	d			1119			1144					1219			1243				
Nottingham (NOT)  	a		1108	1126			1150			1208	1226			1250					1308
Newark Castle (NCT)	a																		
Lincoln (LCN)	a																		
Grimsby Town (GMB)	a																		
Long Eaton (LGE)	d	1059								1159								1259	
Derby (DBY)  	a	1108				1127				1208				1227				1308	
Chesterfield (CHD)	a	1128				1146				1227				1246				1327	
Sheffield (SHF)  	a	1141				1205				1241				1304				1341	





























Operator 1st Class/Reservations/Bus Catering facilities	EM 1 1	EM 1 1	EM 1 1	EM 1 1	EM 1 1	EM 1 1	EM 1 1	EM 1 1	EM 1 1	EM 1 1	EM 1 1	EM 1 1	EM 1 1	EM 1 1	EM 1 1	EM 1 1	EM 1 1	EM 1 1	EM 1 1
St Pancras International (STP)	d		1145	1202	1205	1215		1232	1235		1245	1302	1305	1315		1332	1335		1345
Luton Airport Parkway (LTN)	d		1207			1237					1307			1337					1407
Luton (LUT)	d		1210			1240					1310			1340					1410
Bedford (BDM)	d		1226			1256					1326			1356					1426
Wellingborough (WEL)	d		1238			1308					1338			1408					1438
Kettering (KET)	a		1245		1252	1316		1321			1345		1352	1415		1421			1445
Kettering (KET)	d		1246		1253	1317		1322			1346		1353	1416		1422			1446
Corby (COR)	d		1254a			1325a					1354a			1424a					1454a
Oakham (OKM)	a																		
Melton Mowbray (MMO)	a																		
Market Harborough (MHR)	d				1303			1332				1403				1432			
Leicester (LEI)	a		1305	1316			1336	1345			1405	1416			1435	1445			
Leicester (LEI)	d		1306	1318		1331	1337	1347			1406	1418		1431	1437	1447			
Syston (SYS)	d					1339								1439					
Sileby (SIL)	d					1344								1444					
Barrow Upon Soar (BWS)	d	1248				1348			1348					1448				1448	
Loughborough (LBO)	d	1254			1329		1347		1354				1429		1447			1454	
East Midlands Parkway (EMD)	d	1308e			1337		1354		1408e				1437		1454			1508e	
Attenborough (ATB)	d	1315							1415									1515	
Beeston (BEE)	d	1319			1344				1419			1444						1519	
Nottingham (NOT)	a	1326			1350			1408	1426			1450				1508	1526		
Newark Castle (NCT)	a																		
Lincoln (LCN)	a																		
Grimsby Town (GMB)	a																		
Long Eaton (LGE)	d						1359								1459				
Derby (DBY)	a			1327			1408				1427				1508				
Chesterfield (CHD)	a			1346			1427				1446				1527				
Sheffield (SHF)	a			1404			1441				1504				1544				





























NOTES (see introductory pages for explanation of train operator codes and standard symbols)

- a Arrival time
d Departure time
e Arrives 5 minutes earlier

London to Kettering, Corby, Leicester, Nottingham, Derby, Chesterfield and Sheffield

Saturdays

Operator Days of operation/Notes 1st Class/Reservations/Bus Catering facilities	EM 11 11	EM 11 11	EM 11 11	EM A 11	EM 11 11	EM 11 11	EM A 11	EM 11 11	EM 11 11	EM 11 11	EM 11 11	EM 11 11	EM 11 11	EM 11 11	EM 11 11	EM 11 11	EM 11 11	EM 11 11
St Pancras International (STP)  d	1402	1405	1415		1432	1435		1445	1502	1505	1515		1532	1535		1545	1602	1605
Luton Airport Parkway (LTN)  d			1437					1507			1537					1607		
Luton (LUT)  d			1440					1510			1540					1610		
Bedford (BDM)  d			1456					1526			1556					1626		
Wellingborough (WEL)  d			1508					1538			1608					1638		
Kettering (KET)  a		1452	1515			1521		1545		1551	1615			1621		1646		1651
Kettering (KET)  d		1453	1516			1522		1546		1552	1616			1622		1647		1652
Corby (COR)  d			1524a					1554a			1624a					1655a		
Oakham (OKM)  a																		
Melton Mowbray (MMO)  a																		
Market Harborough (MHR)  d		1503				1532				1602				1632				1704c
Leicester (LEI)  a	1505	1516			1536	1545			1605	1615			1635	1645			1705	1717
Leicester (LEI)  d	1506	1518		1531	1537	1547			1606	1618		1631	1637	1647			1706	1718
Syston (SYS)  d			1539									1639						
Sileby (SIL)  d			1544									1644						
Barrow Upon Soar (BWS)  d			1548				1548					1648			1648			
Loughborough (LBO)  d		1529			1547		1554			1629			1647		1654			1729
East Midlands Parkway (EMD)  d		1537			1554		1608e			1637			1654		1704			1737
Attenborough (ATB)  d							1615									1712		
Beeston (BEE)  d		1544					1619			1644						1716		1744
Nottingham (NOT)  a		1550				1608	1630			1650				1708	1723			1750
Newark Castle (NCT)  a																		
Lincoln (LCN)  a																		
Grimsby Town (GMB)  a																		
Long Eaton (LGE)  d					1559								1659					
Derby (DBY)  a	1527				1608				1627				1708				1727	
Chesterfield (CHD)  a	1546				1627				1646				1729				1746	
Sheffield (SHF)  a	1604				1641				1704				1744				1804	

Operator 1st Class/Reservations/Bus Catering facilities	EM 11 11	EM 11 11	EM 11 11	EM 11 11	EM 11 11	EM 11 11	EM 11 11	EM 11 11	EM 11 11	EM 11 11	EM 11 11	EM 11 11	EM 11 11	EM 11 11	EM 11 11	EM 11 11	EM 11 11	EM 11 11
St Pancras International (STP)  d	1615		1632	1635		1645	1702	1705	1732		1735		1745	1802	1805	1815	1832	
Luton Airport Parkway (LTN)  d	1637					1707		1737					1807			1837		
Luton (LUT)  d	1640					1710		1740					1810			1840		
Bedford (BDM)  d	1656					1726		1756					1826			1856		
Wellingborough (WEL)  d	1708					1738		1808					1838			1908		
Kettering (KET)  a	1715			1721		1745		1751	1815		1821		1845		1851	1915		
Kettering (KET)  d	1716			1722		1746		1752	1816		1822		1846		1852	1916		
Corby (COR)  d	1724a					1754a			1824a				1854a			1924a		
Oakham (OKM)  a																		
Melton Mowbray (MMO)  a																		
Market Harborough (MHR)  d				1732				1803			1832				1903			
Leicester (LEI)  a			1735	1744			1805	1816		1835	1845			1905	1916		1935	
Leicester (LEI)  d		1731	1736	1747			1806	1818		1836	1843	1847		1906	1918		1936	
Syston (SYS)  d		1739									1851							
Sileby (SIL)  d		1744									1856							
Barrow Upon Soar (BWS)  d		1748				1748					1900		1900					
Loughborough (LBO)  d			1746			1754		1829		1846			1906			1928		1946
East Midlands Parkway (EMD)  d			1753			1804		1837		1854			1916			1935		1954
Attenborough (ATB)  d						1812							1924					
Beeston (BEE)  d						1816		1844					1928			1943		
Nottingham (NOT)  a				1808	1823			1852			1908	1935			1951			
Newark Castle (NCT)  a																		
Lincoln (LCN)  a																		
Grimsby Town (GMB)  a																		
Long Eaton (LGE)  d			1759							1900								1959
Derby (DBY)  a			1808				1827			1909				1927				2008
Chesterfield (CHD)  a			1828				1845			1928				1946				2027
Sheffield (SHF)  a			1844				1904			1941				1959				2041

NOTES (see introductory pages for explanation of train operator codes and standard symbols)

- a Arrival time
d Departure time
c Arrives 3 minutes earlier
e Arrives 5 minutes earlier

A To Liverpool Lime Street

London to Kettering, Corby, Leicester, Nottingham, Derby, Chesterfield and Sheffield

Saturdays

Operator 1st Class/Reservations/Bus Catering facilities	EM	EM 1◇	EM	EM ◇	EM 1◇	EM 1◇	EM ◇	EM 1◇	EM 1◇	EM ◇	EM 1◇	EM ◇	EM 1◇	EM 1◇	EM ◇	EM 1◇	EM 1◇	EM ◇
St Pancras International (STP) ④④ 15 d		1835		1845	1902	1905	1915	1932		1935		1945	2002	2005	2015		2032	2035
Luton Airport Parkway (LTN) ④ 7 d				1907			1937					2007			2037			
Luton (LUT) 10 d				1910			1940					2010			2040			
Bedford (BDM) 7 d				1926			1956					2026			2056			
Wellingborough (WEL)	d			1938			2008					2038			2108			
Kettering (KET)	a	1921		1945		1952	2015			2021		2045		2052	2115			2121
Kettering (KET)	d	1922		1946		1954	2016			2022		2046		2053	2116			2122
Corby (COR)	d			1954a			2024a					2054a			2124a			
Oakham (OKM)	a																	
Melton Mowbray (MMO)	a																	
Market Harborough (MHR)	d	1932				2004				2032				2103				2132
Leicester (LEI)	a	1944			2005	2017		2036		2046			2105	2116			2135	2145
Leicester (LEI)	d	1943	1946			2006	2018		2037	2043	2047			2106	2117		2131	2136
Syston (SYS)	d	1951							2051								2139	
Sileby (SIL)	d	1956		←					2056			←					2144	
Barrow Upon Soar (BWS)	d	2000		2000					2100			2100					2148	
Loughborough (LBO)	d	←		2006		2028		2047	←			2106		2129	←		2146	
East Midlands Parkway (EMD) ④ d				2015		2036		2054		2100		2116		2137			2154	
Attenborough (ATB)	d			2021								2122						
Beeston (BEE)	d			2025		2043						2126						
Nottingham (NOT) ⑧ a		2009	2031			2050				2110	2136			2151				2208
Newark Castle (NCT)	a											2215						
Lincoln (LCN)	a											2248						
Grimsby Town (GMB)	a																	
Long Eaton (LGE)	d							2059						2121				2200
Derby (DBY) 6 a					2027			2108						2130				2211
Chesterfield (CHD)	a				2047			2127						2149				2230
Sheffield (SHF) ⑦ a					2101			2141						2202				2243

Operator 1st Class/Reservations/Bus Catering facilities	EM	EM ◇	EM 1◇	EM 1◇	EM ◇	EM 1◇	EM 1◇	EM ◇	EM 1◇	EM	EM ◇	EM 1◇	EM ◇
St Pancras International (STP) ④④ 15 d		2045	2102	2105	2115	2132	2135	2145	2215		2218	2232	2235
Luton Airport Parkway (LTN) ④ 7 d		2107			2137			2207			2240		
Luton (LUT) 10 d		2110			2140			2210			2243		
Bedford (BDM) 7 d		2126			2156			2228			2259		2316
Wellingborough (WEL)	d	2138			2208			2240			2310		2335a
Kettering (KET)	a	2145		2152	2215		2224	2247	2302		2319	2318	
Kettering (KET)	d	2146		2153	2216		2225	2248	2304			2319	
Corby (COR)	d	2154a			2224a			2256a					
Oakham (OKM)	a												
Melton Mowbray (MMO)	a												
Market Harborough (MHR)	d			2203			2235		2314			2329	
Leicester (LEI)	a		2205	2217		2235	2248		2327			2342	
Leicester (LEI)	d		2206	2218		2236	2249		2328	2333		2343	
Syston (SYS)	d												
Sileby (SIL)	d	←											
Barrow Upon Soar (BWS)	d	2148											
Loughborough (LBO)	d	2154		2228		2246	2259		2338	2344		2353	
East Midlands Parkway (EMD) ④ d		2208e		2235		2254	2307		2345	2352		0001	
Attenborough (ATB)	d	2214								2357			
Beeston (BEE)	d	2218		2242						0002		0007	
Nottingham (NOT) ⑧ a		2224		2248			2317			0008		0013	
Newark Castle (NCT)	a												
Lincoln (LCN)	a												
Grimsby Town (GMB)	a												
Long Eaton (LGE)	d										0034		
Derby (DBY) 6 a			2227			2304			2356		0043		
Chesterfield (CHD)	a		2245			2322							
Sheffield (SHF) ⑦ a			2300			2334							

NOTES (see introductory pages for explanation of train operator codes and standard symbols)

- a Arrival time
d Departure time
e Arrives 5 minutes earlier

London to Kettering, Corby, Leicester, Nottingham, Derby, Chesterfield and Sheffield

Sundays

Operator 1st Class/Reservations/Bus Catering facilities	EM 1◇ 1P	EM ◇	EM 1◇ 1P	EM ◇	EM 1◇ 1P	EM 1◇ 1P	EM ◇	EM 1◇ 1P	EM 1◇ 1P	EM ◇	EM 1◇ 1P	EM ◇	EM 1◇ 1P	EM ◇	EM 1◇ 1P	EM ◇	EM 1◇ 1P	EM ◇
St Pancras International (STP) ④⑤ d			0900		0930	1005		1034	1100		1130		1202	1214	1234		1302	1314
Luton Airport Parkway (LTN) ④⑦ d			0924		0954	1027		1057	1124		1154			1236	1257			1336
Luton (LUT) ⑩ d			0928			1031			1128					1239				1339
Bedford (BDM) ⑦ d			0942		1009	1045		1112	1142		1211			1255	1311			1355
Wellingborough (WEL) d			0954		1020	1057		1123	1154		1222			1306	1323			1407
Kettering (KET) a			1000		1026	1103		1129	1200		1228			1315	1329			1414
Kettering (KET) d		0945	1001	1015	1027	1104	1115	1130	1201	1212	1229	1242		1316	1330	1348		1416
Corby (COR) d		0953a		1023a			1123a					1250a		1324a		1356a		1424a
Oakham (OKM) a																		
Melton Mowbray (MMO) a																		
Market Harborough (MHR) d			1011		1037	1114		1140	1211		1239		1257		1340		1355	
Leicester (LEI) a			1024		1052	1128		1154	1225		1253		1311		1354		1409	
Leicester (LEI) d	1015		1025		1054	1129		1155	1227		1254		1313		1356		1411	
Syston (SYS) d																		
Sileby (SIL) d																		
Barrow Upon Soar (BWS) d																		
Loughborough (LBO) d	1025		1035		1104	1139		1205	1237				1323		1407		1421	
East Midlands Parkway (EMD) ④ d	1032		1043		1111	1147		1213	1244				1330		1415		1428	
Attenborough (ATB) d																		
Beeston (BEE) d			1049			1153			1252						1422			
Nottingham (NOT) ⑧ a			1056			1159			1258		1315				1429			
Newark Castle (NCT) a																		
Lincoln (LCN) a																		
Grimsby Town (GMB) a																		
Long Eaton (LGE) d	1037				1116			1217					1335				1433	
Derby (DBY) ⑥ a	1048				1125			1226					1344				1442	
Chesterfield (CHD) a	1109				1143			1245					1409				1505	
Sheffield (SHF) ⑦ a	1125				1156			1301					1429				1522	

Operator 1st Class/Reservations/Bus Catering facilities	EM 1◇ 1P	EM ◇	EM 1◇ 1P	EM ◇	EM 1◇ 1P	EM ◇	EM 1◇ 1P	EM ◇	EM 1◇ 1P	EM ◇	EM 1◇ 1P	EM ◇	EM 1◇ 1P	EM ◇	EM 1◇ 1P	EM ◇	EM 1◇ 1P	EM ◇
St Pancras International (STP) ④⑤ d	1334		1402	1414	1434	1444	1502	1514	1532	1535	1544	1602	1605	1614	1632	1635	1644	1702
Luton Airport Parkway (LTN) ④⑦ d	1357			1436		1506		1536			1606			1636			1706	
Luton (LUT) ⑩ d	1400			1439		1509		1539			1609			1639			1709	
Bedford (BDM) ⑦ d	1414			1455		1525		1555			1625			1655			1725	
Wellingborough (WEL) d	1426			1507		1537		1607			1637			1706			1737	
Kettering (KET) a	1432			1514	1520	1545		1615	1617	1621	1645		1650	1715		1721	1745	
Kettering (KET) d	1433	1446		1516	1521	1547		1617	1618	1622	1647		1651	1717		1722	1747	
Corby (COR) d		1454a		1524a		1555a		1625a			1655a			1725a			1755a	
Oakham (OKM) a																		
Melton Mowbray (MMO) a																		
Market Harborough (MHR) d	1443		1455		1531		1555			1632			1701		1725	1732		
Leicester (LEI) a	1500		1509		1545		1609		1640	1646		1705	1718		1739	1746		1805
Leicester (LEI) d	1502		1511		1547		1611		1642	1647		1706	1720		1740	1748		1806
Syston (SYS) d																		
Sileby (SIL) d																		
Barrow Upon Soar (BWS) d																		
Loughborough (LBO) d	1512		1521		1557		1621		1652	1657			1731		1750			
East Midlands Parkway (EMD) ④ d	1519		1529		1605		1629		1659	1705		1720	1739		1757	1802		1820
Attenborough (ATB) d																		
Beeston (BEE) d	1527				1611					1711			1745			1808		
Nottingham (NOT) ⑧ a	1534				1617					1717			1751			1815		
Newark Castle (NCT) a																		
Lincoln (LCN) a																		
Grimsby Town (GMB) a																		
Long Eaton (LGE) d			1533				1633		1704						1802			
Derby (DBY) ⑥ a			1542				1642		1713			1730			1811			1830
Chesterfield (CHD) a			1604				1702		1733			1748			1831			1848
Sheffield (SHF) ⑦ a			1619				1717		1749			1803			1846			1903

NOTES (see introductory pages for explanation of train operator codes and standard symbols)

a Arrival time
d Departure time

London to Kettering, Corby, Leicester, Nottingham, Derby, Chesterfield and Sheffield

Sundays

Operator 1st Class/Reservations/Bus Catering facilities	EM 1◇ 1P	EM ◇	EM 1◇ 1P	EM 1◇ 1P	EM ◇	EM 1◇ 1P	EM 1◇ 1P	EM ◇	EM 1◇ 1P	EM 1◇ 1P	EM ◇	EM 1◇ 1P	EM 1◇ 1P	EM ◇	EM 1◇ 1P	EM ◇	EM 1◇ 1P	EM ◇	EM 1◇ 1P
St Pancras International (STP) 15 d	1705	1714	1732	1735	1744	1802	1805	1814	1832	1835	1844	1902	1905	1914	1932	1935	1944	2002	
Luton Airport Parkway (LTN) 7 d		1736			1806			1836			1906			1936			2006		
Luton (LUT) 10 d		1739			1809			1839			1909			1939			2009		
Bedford (BDM) 7 d		1755			1825			1855			1925			1955			2025		
Wellingborough (WEL)	d	1807			1836			1906			1936			2006			2037		
Kettering (KET)	a	1750	1815		1820	1845		1850	1915		1920	1945		1950	2015		2020	2045	
Kettering (KET)	d	1751	1817		1821	1847		1851	1917		1921	1947		1951	2017		2021		
Corby (COR)	d		1825a			1855a			1925a			1955a			2025a				
Oakham (OKM)	a																		
Melton Mowbray (MMO)	a																		
Market Harborough (MHR)	d	1801			1831			1901			1931			2001			2031		
Leicester (LEI)	a	1817		1837	1846		1905	1918		1937	1946		2005	2018		2037	2046	2105	
Leicester (LEI)	d	1820		1838	1849		1906	1920		1938	1947		2007	2020		2038	2048	2106	
Syston (SYS)	d																		
Sileby (SIL)	d																		
Barrow Upon Soar (BWS)	d																		
Loughborough (LBO)	d	1830		1848				1930		1948				2031		2048	2058	2116	
East Midlands Parkway (EMD) 4 d		1838		1855	1902		1920	1938		1955	2001		2020	2039		2055	2105	2124	
Attenborough (ATB)	d																		
Beeston (BEE)	d	1845						1945						2045					
Nottingham (NOT) 8 a		1851			1912			1951			2011			2051			2115		
Newark Castle (NCT)	a																		
Lincoln (LCN)	a																		
Grimsby Town (GMB)	a																		
Long Eaton (LGE)	d			1900						2000						2100			
Derby (DBY) 6 a				1909			1930			2009			2030			2109		2134	
Chesterfield (CHD)	a			1931			1950			2032			2049			2127		2152	
Sheffield (SHF) 7 a				1946			2005			2047			2103			2141		2208	

Operator 1st Class/Reservations/Bus Catering facilities	EM 1◇ 1P	EM ◇	EM 1◇ 1P	EM 1◇ 1P	EM ◇	EM 1◇ 1P	EM ◇	EM 1◇ 1P	EM 1◇ 1P	EM 1◇ 1P	EM 1◇ 1P	EM ◇	EM 1◇ 1P	EM 1◇ 1P
St Pancras International (STP) 15 d	2005	2014	2032	2035	2044	2102	2114		2135	2202		2212	2232	2300
Luton Airport Parkway (LTN) 7 d		2036			2106		2136		2157			2236	2254	2330
Luton (LUT) 10 d		2039			2109		2139					2239		
Bedford (BDM) 7 d		2055			2125		2155		2211			2255	2313	2359
Wellingborough (WEL)	d	2107			2137		2207		2223			2307	2326	0011
Kettering (KET)	a	2050	2115		2120	2145	2215		2229			2315	2332	0017
Kettering (KET)	d	2051	2117		2121		2217		2230			2316	2334	0018
Corby (COR)	d		2125a				2225a					2324a		
Oakham (OKM)	a													
Melton Mowbray (MMO)	a													
Market Harborough (MHR)	d	2101			2131				2240	2256			2344	0028
Leicester (LEI)	a	2116		2135	2146		2207		2254	2311			2358	0043
Leicester (LEI)	d	2119		2137	2147		2208		2232	2256	2312		2359	0044
Syston (SYS)	d													
Sileby (SIL)	d													
Barrow Upon Soar (BWS)	d													
Loughborough (LBO)	d	2129		2147			2218		2242	2306			0009	0054
East Midlands Parkway (EMD) 4 d		2137		2154			2225		2249	2313	2325		0017	0101
Attenborough (ATB)	d													
Beeston (BEE)	d	2144			2206				2320				0023	
Nottingham (NOT) 8 a		2150			2212				2326		2326		0029	
Newark Castle (NCT)	a													
Lincoln (LCN)	a													
Grimsby Town (GMB)	a													
Long Eaton (LGE)	d			2159			2230			2330				
Derby (DBY) 6 a				2208			2239		2259		2339	2350		0112
Chesterfield (CHD)	a			2227			2257			2357				
Sheffield (SHF) 7 a				2241			2314			0013				

NOTES (see introductory pages for explanation of train operator codes and standard symbols)

a Arrival time
d Departure time

Sheffield, Chesterfield, Derby, Nottingham, Leicester, Corby and Kettering to London

Mondays to Fridays

Operator Days of operation/Notes 1st Class/Reservations/Bus Catering facilities	EM MO ◇	EM MX ◇	EM MX 1◇ ⚡	EM MO 1◇ ⚡	EM ◇	EM 1◇ ⚡	EM ◇	EM 1◇ ⚡	EM ◇	EM 1◇ ⚡	EM ◇	EM 1◇ ⚡	EM ◇	EM 1◇ ⚡	EM ◇	EM 1◇ ⚡	EM ◇
Sheffield (SHF)	7 d							0458					0530			0556	
Chesterfield (CHD)	d							0510					0543			0608	
Derby (DBY)	6 d		0414	0439		0447		0530					0602			0628	
Long Eaton (LGE)	d			0447		0455		0538					0611			0636	
Grimsby Town (GMB)	d																
Lincoln (LCN)	d																
Newark Castle (NCT)	d																
Nottingham (NOT)	8 d					0514	0518					0549				0610	
Beeston (BEE)	d					0520										0616	
Attenborough (ATB)	d																
East Midlands Parkway (EMD)	↔ d		0425	0452		0527	0531	0543					0615			0623	0641
Loughborough (LBO)	d		0432	0459		0534	0540	0550	↔							0631	0648
Barrow Upon Soar (BWS)	d						0545			0545							
Sileby (SIL)	d						↔			0549							
Syston (SYS)	d							0555									
Leicester (LEI)	a		0442	0509		0544		0600	0604		0609	0629			0642	0658	
Leicester (LEI)	d		0448	0512		0547		0602			0610	0630			0643	0700	
Market Harborough (MHR)	d			0525		0600					0624				0657		
Melton Mowbray (MMO)	d																
Oakham (OKM)	d																
Corby (COR)	d	0432	0432		0537					0610			0638				0709
Kettering (KET)	a	0440	0440	0535	0534	0545	0609			0618	0633		0646	0706			0717
Kettering (KET)	d	0442	0442	0537	0535	0545	0611			0618	0636		0647	0707			0717
Wellingborough (WEL)	d	0451	0451		0553					0626			0655				0725
Bedford (BDM)	7 d	0512	0512c		0606					0640			0710				0740
Luton (LUT)	10 d	0535	0535		0624					0656			0726				0756
Luton Airport Parkway (LTN)	↔ 7 d	0538	0538	0613	0613	0627				0659			0729				0759
St Pancras International (STP)	Ⓢ 15 a	0602	0602	0636	0636	0651	0701	0707		0724	0735	0739	0754	0757	0808		0824

Operator 1st Class/Reservations/Bus Catering facilities	EM 1◇ ⚡	EM ◇	EM 1◇ ◇	EM ◇	EM 1◇ ⚡	EM 1◇ ⚡	EM ◇	EM ◇	EM 1◇ ⚡	EM ◇	EM 1◇ ⚡	EM ◇	EM 1◇ ⚡	EM 1◇ ⚡	EM 1◇ ⚡	EM 1◇ ⚡	EM ◇
Sheffield (SHF)	7 d		0630			0700					0734					0759	
Chesterfield (CHD)	d		0643			0713					0746					0813	
Derby (DBY)	6 d		0705			0732					0806					0832	
Long Eaton (LGE)	d					0741										0841	
Grimsby Town (GMB)	d									0640							
Lincoln (LCN)	d				0609					0715							
Newark Castle (NCT)	d				0638												
Nottingham (NOT)	8 d	0646			0712			0726	0748					0812			
Beeston (BEE)	d				0718			0732						0818			
Attenborough (ATB)	d							0736									
East Midlands Parkway (EMD)	↔ d	0656			0727			0744	0758					0825	0845		
Loughborough (LBO)	d		0659	0719		0749		0753		↔	0820				0853		
Barrow Upon Soar (BWS)	d		0704					0759		0759							
Sileby (SIL)	d		0708					↔		0804							
Syston (SYS)	d		0714							0810							
Leicester (LEI)	a	0710	0722	0729	0743	0759			0812	0818	0830			0838	0903		
Leicester (LEI)	d	0713		0731	0745	0801			0813		0831			0842	0904		
Market Harborough (MHR)	d	0727			0759				0827					0855			
Melton Mowbray (MMO)	d													0815			
Oakham (OKM)	d													0827			
Corby (COR)	d			0739			0808						0839	0849		0910	
Kettering (KET)	a	0736			0747	0808	0816		0836				0847	0857	0906		0918
Kettering (KET)	d	0737			0747	0809	0816		0837				0847	0912			0919
Wellingborough (WEL)	d			0756			0825						0856				0927
Bedford (BDM)	7 d			0810			0839						0910				0941
Luton (LUT)	10 d			0825			0855						0926				0956
Luton Airport Parkway (LTN)	↔ 7 d			0828			0858						0929				0959
St Pancras International (STP)	Ⓢ 15 a	0827		0838	0851	0857	0909	0921		0927		0939	0953	1006	1009		1022

NOTES (see introductory pages for explanation of train operator codes and standard symbols)

- a Arrival time
d Departure time
c Arrives 9 minutes earlier

- MO Mondays only
MX Not Mondays

Sheffield, Chesterfield, Derby, Nottingham, Leicester, Corby and Kettering to London

Mondays to Fridays

Operator 1st Class/Reservations/Bus Catering facilities	EM	EM 1◇ ⌚	EM	EM 1◇ ⌚	EM ◇	EM 1◇ ⌚	EM 1◇ ⌚	EM ◇	EM	EM 1◇ ⌚	EM	EM 1◇ ⌚	EM ◇	EM 1◇ ⌚	EM ◇	EM 1◇ ⌚	EM ◇
Sheffield (SHF) 7 d				0835			0900					0935				1000	
Chesterfield (CHD) d				0847			0913					0947				1013	
Derby (DBY) 6 d				0908			0932					1008				1032	
Long Eaton (LGE) d							0941									1041	
Grimsby Town (GMB) d																	
Lincoln (LCN) d																	
Newark Castle (NCT) d																	
Nottingham (NOT) 8 d	0830	0850				0912			0933	0950					1012		
Beeston (BEE) d	0836					0918			0939						1018		
Attenborough (ATB) d	0840								0943								
East Midlands Parkway (EMD) d	0847					0925	0945		0950						1025	1045	
Loughborough (LBO) d	0855					0932	0953		0959						1032	1053	
Barrow Upon Soar (BWS) d	0901			0901					1004			1004					
Sileby (SIL) d				0905								1009					
Syston (SYS) d				0910								1014					
Leicester (LEI) a		0910	0919	0928		0942	1003			1010	1023	1030			1042	1103	
Leicester (LEI) d		0912		0930		0943	1004			1012		1032			1043	1104	
Market Harborough (MHR) d		0926				0957				1026					1057		
Melton Mowbray (MMO) d																	
Oakham (OKM) d																	
Corby (COR) d					0939			1010					1040				1110
Kettering (KET) a		0935			0947	1006		1018		1035			1048	1106			1118
Kettering (KET) d		0936			0948	1007		1019		1036			1048	1107			1119
Wellingborough (WEL) d					0956			1027					1057				1127
Bedford (BDM) 7 d					1010			1040					1110				1140
Luton (LUT) 10 d					1025			1056					1126				1156
Luton Airport Parkway (LTN) 7 d					1029			1059					1129				1159
St Pancras International (STP) 15 a		1027		1039	1052	1055	1109	1123		1127		1136	1152	1155	1209	1222	











Operator 1st Class/Reservations/Bus Catering facilities	EM	EM 1◇ ⌚	EM	EM 1◇ ⌚	EM ◇	EM 1◇ ⌚	EM 1◇ ⌚	EM ◇	EM	EM 1◇ ⌚	EM	EM 1◇ ⌚	EM ◇	EM 1◇ ⌚	EM ◇	EM 1◇ ⌚	EM ◇
Sheffield (SHF) 7 d				1035			1100					1135				1200	
Chesterfield (CHD) d				1047			1113					1147				1213	
Derby (DBY) 6 d				1108			1132					1209				1232	
Long Eaton (LGE) d							1141									1241	
Grimsby Town (GMB) d																	
Lincoln (LCN) d																	
Newark Castle (NCT) d																	
Nottingham (NOT) 8 d	1033	1050				1112			1133	1150					1212		
Beeston (BEE) d	1039					1118			1139						1218		
Attenborough (ATB) d	1043								1143								
East Midlands Parkway (EMD) d	1050					1125	1145		1150						1225	1245	
Loughborough (LBO) d	1059					1132	1153		1159						1232	1253	
Barrow Upon Soar (BWS) d	1105			1105					1205								
Sileby (SIL) d				1109								1209					
Syston (SYS) d				1114								1214					
Leicester (LEI) a		1110	1123	1131		1142	1203			1210	1223	1230			1242	1303	
Leicester (LEI) d		1112		1133		1143	1204			1212		1231			1243	1304	
Market Harborough (MHR) d		1126				1157				1226					1257		
Melton Mowbray (MMO) d																	
Oakham (OKM) d																	
Corby (COR) d					1139			1210					1240				1310
Kettering (KET) a		1135			1147	1206		1218		1235			1248	1306			1318
Kettering (KET) d		1137			1147	1207		1219		1237			1248	1307			1318
Wellingborough (WEL) d					1156			1227					1257				1327
Bedford (BDM) 7 d					1210			1240					1310				1340
Luton (LUT) 10 d					1225			1256					1325				1356
Luton Airport Parkway (LTN) 7 d					1228			1259					1328				1359
St Pancras International (STP) 15 a		1227		1239	1251	1255	1307	1322		1327		1339	1351	1354	1409	1422	










NOTES (see introductory pages for explanation of train operator codes and standard symbols)

a Arrival time
d Departure time

Sheffield, Chesterfield, Derby, Nottingham, Leicester, Corby and Kettering to London

Mondays to Fridays

Operator 1st Class/Reservations/Bus Catering facilities	EM	EM 1◇ ⌘	EM	EM 1◇ ⌘	EM ◇	EM 1◇ ⌘	EM 1◇ ⌘	EM ◇	EM	EM 1◇ ⌘	EM	EM 1◇ ⌘	EM ◇	EM 1◇ ⌘	EM ◇	EM 1◇ ⌘
Sheffield (SHF)  7 d				1235			1300					1335			1400	
Chesterfield (CHD) d				1247			1313					1347			1413	
Derby (DBY) 6 d				1308			1332					1408			1432	
Long Eaton (LGE) d							1341								1441	
Grimsby Town (GMB) d																
Lincoln (LCN) d																
Newark Castle (NCT) d																
Nottingham (NOT)  8 d	1233	1250				1312			1333	1350				1412		
Beeston (BEE) d	1239					1318			1339					1418		
Attenborough (ATB) d	1243								1343							
East Midlands Parkway (EMD)  d	1250					1325	1345		1350					1425	1445	
Loughborough (LBO) d	1259					1332	1353		1359					1432	1453	
Barrow Upon Soar (BWS) d	1305		1305						1405							
Sileby (SIL) d			1309								1409					
Syston (SYS) d			1314								1414					
Leicester (LEI) a		1310	1323	1328		1342	1403			1411	1423	1430		1442	1503	
Leicester (LEI) d		1312		1331		1343	1404			1412		1432		1443	1504	
Market Harborough (MHR) d		1326				1357				1426				1457		
Melton Mowbray (MMO) d																
Oakham (OKM) d																
Corby (COR) d					1340			1406					1440			1510
Kettering (KET) a		1335			1348	1406		1414		1435			1448	1506		1518
Kettering (KET) d		1337			1348	1407		1414		1437			1448	1507		1519
Wellingborough (WEL) d					1357			1423					1456			1528
Bedford (BDM) 7 d					1410			1441					1510			1541
Luton (LUT) 10 d					1426			1456					1525			1556
Luton Airport Parkway (LTN)  7 d					1429			1459					1528			1559
St Pancras International (STP)  15 a		1427		1439	1452	1455	1509	1522		1526		1539	1551	1554	1609	1622

Operator 1st Class/Reservations/Bus Catering facilities	EM	EM 1◇ ⌘	EM	EM 1◇ ⌘	EM ◇	EM 1◇ ⌘	EM 1◇ ⌘	EM ◇	EM	EM 1◇ ⌘	EM	EM 1◇ ⌘	EM ◇	EM 1◇ ⌘	EM 1◇ ⌘	EM ◇
Sheffield (SHF)  7 d				1435			1500					1535			1600	
Chesterfield (CHD) d				1447			1513					1547			1613	
Derby (DBY) 6 d				1508			1532					1608			1632	
Long Eaton (LGE) d							1541								1641	
Grimsby Town (GMB) d																
Lincoln (LCN) d																
Newark Castle (NCT) d																
Nottingham (NOT)  8 d	1433	1450				1512			1533	1550				1612		
Beeston (BEE) d	1439					1518			1539					1618		
Attenborough (ATB) d	1443								1543							
East Midlands Parkway (EMD)  d	1450					1525	1545		1550					1625	1645	
Loughborough (LBO) d	1459					1532	1553		1559					1632	1653	
Barrow Upon Soar (BWS) d	1505		1505						1605		1605					
Sileby (SIL) d			1509								1609					
Syston (SYS) d			1514								1614					
Leicester (LEI) a		1512	1523	1528		1542	1603			1610	1623	1628		1644	1703	
Leicester (LEI) d		1513		1531		1543	1604			1612		1630		1645	1704	
Market Harborough (MHR) d		1527				1557				1626				1658		
Melton Mowbray (MMO) d																
Oakham (OKM) d																
Corby (COR) d					1540			1610					1640			1706
Kettering (KET) a		1536			1548	1606		1618		1635			1648	1707		1714
Kettering (KET) d		1537			1548	1607		1618		1637			1648	1708		1716
Wellingborough (WEL) d					1557			1627					1657			1727e
Bedford (BDM) 7 d					1610			1640					1710	1727		1740
Luton (LUT) 10 d					1626			1656					1726			1756
Luton Airport Parkway (LTN)  7 d					1629			1659					1729			1759
St Pancras International (STP)  15 a		1627		1639	1653	1656	1709	1723		1728		1739	1753	1806	1810	1823

NOTES (see introductory pages for explanation of train operator codes and standard symbols)

- a Arrival time
d Departure time
e Arrives 4 minutes earlier

Sheffield, Chesterfield, Derby, Nottingham, Leicester, Corby and Kettering to London

Mondays to Fridays

Operator Days of operation/Notes 1st Class/Reservations/Bus Catering facilities	EM	EM	EM	EM	EM	EM	EM	EM	EM	EM	EM	EM	EM	EM	EM	EM	EM
		1 ◇		1 ◇	◇	1 ◇	1 ◇	◇		1 ◇		1 ◇	EM A 1 ◇	◇	1 ◇	1 ◇	◇
Sheffield (SHF) 7 d				1635			1700						1732			1800	
Chesterfield (CHD) d				1647			1714						1745			1813	
Derby (DBY) 6 d				1708			1734						1809			1832	
Long Eaton (LGE) d							1742									1841	
Grimsby Town (GMB) d																	
Lincoln (LCN) d																	
Newark Castle (NCT) d																	
Nottingham (NOT) 8 d	1633	1650				1712			1733	1750					1810		
Beeston (BEE) d	1639					1718			1739						1816		
Attenborough (ATB) d	1643								1743								
East Midlands Parkway (EMD) d	1650					1725	1747		1750						1823	1845	
Loughborough (LBO) d	1659					1732	1754		1759						1830	1853	
Barrow Upon Soar (BWS) d	1705			1705					1805				1805				
Sileby (SIL) d				1709									1809				
Syston (SYS) d				1714									1814				
Leicester (LEI) a		1710	1723	1729		1743	1804			1810	1823	1831			1840	1903	
Leicester (LEI) d		1712		1730		1745	1806			1811		1832			1841	1904	
Market Harborough (MHR) d		1726				1758				1825					1855		
Melton Mowbray (MMO) d																	
Oakham (OKM) d																	
Corby (COR) d					1740			1806						1839			1909
Kettering (KET) a		1735			1748	1807		1814		1834				1847	1904		1917
Kettering (KET) d		1737			1748	1808		1814		1835				1847	1905		1918
Wellingborough (WEL) d				1754	1757	1815		1822		1842				1856			1927
Bedford (BDM) 7 d					1810			1840f						1909			1940
Luton (LUT) 10 d					1826			1856						1924			1956
Luton Airport Parkway (LTN) 7 d					1829			1859						1927			1959
St Pancras International (STP) 15 a		1827		1841	1852	1905	1910	1922		1926		1939	1950	1955	2007	2022	

Operator 1st Class/Reservations/Bus Catering facilities	EM	EM	EM	EM	EM	EM	EM	EM	EM	EM	EM	EM	EM	EM	EM	EM	EM
		1 ◇		1 ◇	◇	1 ◇	1 ◇	◇		1 ◇		1 ◇	EM A 1 ◇	◇	1 ◇	1 ◇	◇
Sheffield (SHF) 7 d				1835			1900						1935			2000	
Chesterfield (CHD) d				1847			1913						1947			2012	
Derby (DBY) 6 d				1909			1932						2009			2032	
Long Eaton (LGE) d							1941									2040	
Grimsby Town (GMB) d																	
Lincoln (LCN) d																	
Newark Castle (NCT) d																	
Nottingham (NOT) 8 d	1834	1850				1912			1930	1950					2012		2048
Beeston (BEE) d	1840					1919			1936						2018		2054
Attenborough (ATB) d	1844								1940								
East Midlands Parkway (EMD) d	1851					1925	1945		1950e						2025	2045	2100
Loughborough (LBO) d	1900					1933	1953		1959						2032	2053	2108
Barrow Upon Soar (BWS) d	1905			1905					2005				2005				
Sileby (SIL) d				1909									2009				
Syston (SYS) d				1915									2014				
Leicester (LEI) a		1911	1923	1929		1943	2003			2012	2023	2031			2042	2103	2119
Leicester (LEI) d		1912		1930		1944	2004			2013		2032			2043	2104	2123
Market Harborough (MHR) d		1925				1957				2027					2057		2136
Melton Mowbray (MMO) d																	
Oakham (OKM) d																	
Corby (COR) d					1940			2010						2040			
Kettering (KET) a		1934			1948	2006		2018		2036				2048	2106		2145
Kettering (KET) d		1935			1948	2007		2018		2037				2048	2107		2146
Wellingborough (WEL) d					1957			2027						2057			
Bedford (BDM) 7 d					2010			2040						2110			
Luton (LUT) 10 d					2025			2056						2126			
Luton Airport Parkway (LTN) 7 d					2028			2059						2129			
St Pancras International (STP) 15 a		2027		2036	2051	2054	2108	2122		2127		2138	2152	2156	2207	2239	






NOTES (see introductory pages for explanation of train operator codes and standard symbols)

- a Arrival time
d Departure time
e Arrives 4 minutes earlier
f Arrives 5 minutes earlier

A Also calls at Belper 1758

Sheffield, Chesterfield, Derby, Nottingham, Leicester, Corby and Kettering to London

Mondays to Fridays

Operator 1st Class/Reservations/Bus Catering facilities	EM ◇	EM	EM 1◇ ⚡	EM 1◇ ⚡	EM ◇	EM	EM 1◇ ⚡	EM ◇	EM
Sheffield (SHF)  7 d			2100				2145		
Chesterfield (CHD) d			2113				2201		
Derby (DBY) 6 d			2132				2220		
Long Eaton (LGE) d			2141				2229		
Grimsby Town (GMB) d									
Lincoln (LCN) d									
Newark Castle (NCT) d									
Nottingham (NOT)  8 d		2107		2142		2146			2320
Beeston (BEE) d		2113		2148		2152			2326
Attenborough (ATB) d		2117				2156			
East Midlands Parkway (EMD)  d		2124	2145	2155		2203	2233		2334
Loughborough (LBO) d		2133	2153			2211	2241		2342
Barrow Upon Soar (BWS) d		2138				2217			
Sileby (SIL) d		2142				2221			
Syston (SYS) d		2149				2227			
Leicester (LEI) a		2157	2203	2209		2235	2251		2355
Leicester (LEI) d			2205	2214			2252		
Market Harborough (MHR) d				2228			2305		
Melton Mowbray (MMO) d									
Oakham (OKM) d									
Corby (COR) d	2141				2233			2310	
Kettering (KET) a	2149			2237	2241		2314	2318	
Kettering (KET) d	2150			2240	2242		2315		
Wellingborough (WEL) d	2158				2250				
Bedford (BDM) 7 d	2211				2303				
Luton (LUT) 10 d	2227				2321				
Luton Airport Parkway (LTN)  7 d	2230			2319	2325				
St Pancras International (STP)  15 a	2253		2316	2353	2359		0023		

NOTES (see introductory pages for explanation of train operator codes and standard symbols)

a Arrival time
d Departure time

Sheffield, Chesterfield, Derby, Nottingham, Leicester, Corby and Kettering to London

Saturdays

Operator 1st Class/Reservations/Bus Catering facilities	EM ◇	EM 1◇ ⌘	EM ◇	EM ◇	EM 1◇ ⌘	EM ◇	EM ◇	EM 1◇ ⌘	EM ◇	EM 1◇ ⌘	EM ◇	EM 1◇ ⌘	EM ◇	EM 1◇ ⌘	EM ◇	EM 1◇ ⌘	EM ◇	EM 1◇ ⌘	EM ◇
Sheffield (SHF)	7 d							0530					0556				0633		0700
Chesterfield (CHD)	d							0542					0609				0645		0712
Derby (DBY)	6 d		0447		0458			0602					0629				0705		0732
Long Eaton (LGE)	d		0456		0507								0638						0740
Grimsby Town (GMB)	d																		
Lincoln (LCN)	d																		
Newark Castle (NCT)	d																		
Nottingham (NOT)	8 d				0519	0526					0612				0646				0712
Beeston (BEE)	d										0618								0718
Attenborough (ATB)	d																		
East Midlands Parkway (EMD)	← d		0500		0533	0536					0625	0642		0658				0725	0745
Loughborough (LBO)	d		0508		0541	0543					0632	0650				0700	0720		0732
Barrow Upon Soar (BWS)	d				0547											0705			
Sileby (SIL)	d							0547								0709			
Syston (SYS)	d							0551								0715			
Leicester (LEI)	a		0518			0553	0605		0622		0642	0700		0711		0723	0730		0742
Leicester (LEI)	d		0519			0554			0623		0643	0701		0713			0731		0743
Market Harborough (MHR)	d		0533			0608			0637		0657			0727					0757
Melton Mowbray (MMO)	d																		
Oakham (OKM)	d																		
Corby (COR)	d	0510		0540			0610		0640			0710					0740		
Kettering (KET)	a	0518		0548		0617	0618	0646	0648	0706		0718	0736				0748	0806	
Kettering (KET)	d	0518		0549		0618		0619	0647	0648	0707		0718	0737			0748	0807	
Wellingborough (WEL)	d	0527		0557			0627	0656				0726					0756		
Bedford (BDM)	7 d	0540		0610			0640		0710			0740					0810		
Luton (LUT)	10 d	0556		0626			0656		0726			0756					0826		
Luton Airport Parkway (LTN)	← 7 d	0559		0629			0659		0729			0759					0829		
St Pancras International (STP)	⊕ 15 a	0623	0627	0652		0704		0722	0736	0752	0755	0809	0822	0827		0836	0852	0855	0907

Operator 1st Class/Reservations/Bus Catering facilities	EM ◇	EM ◇	EM 1◇ ⌘	EM ◇	EM 1◇ ⌘	EM ◇	EM 1◇ ⌘	EM 1◇ ⌘	EM ◇	EM ◇	EM 1◇ ⌘	EM ◇	EM 1◇ ⌘	EM ◇	EM 1◇ ⌘	EM 1◇ ⌘	EM ◇	EM 1◇ ⌘	EM ◇
Sheffield (SHF)	7 d				0731			0800					0832			0900			
Chesterfield (CHD)	d				0743			0812					0845			0913			
Derby (DBY)	6 d				0804			0832					0908			0932			
Long Eaton (LGE)	d							0840								0941			
Grimsby Town (GMB)	d																		
Lincoln (LCN)	d																		
Newark Castle (NCT)	d																		
Nottingham (NOT)	8 d		0730	0746			0812			0833	0850					0912			0933
Beeston (BEE)	d		0736				0818			0839						0918			0939
Attenborough (ATB)	d		0740							0843									0943
East Midlands Parkway (EMD)	← d		0750c				0825	0845		0850						0925	0945		0950
Loughborough (LBO)	d		0759				0832	0853		0859						0932	0953		0959
Barrow Upon Soar (BWS)	d		0805		0805					0905			0905						1005
Sileby (SIL)	d				0809								0909						
Syston (SYS)	d				0814								0914						
Leicester (LEI)	a			0809	0823	0827		0842	0903			0910	0923	0928		0942	1003		
Leicester (LEI)	d			0812		0830		0843	0904			0912		0931		0943	1004		
Market Harborough (MHR)	d			0826				0857				0926				0957			
Melton Mowbray (MMO)	d																		
Oakham (OKM)	d																		
Corby (COR)	d	0810				0840			0910						0940			1010	
Kettering (KET)	a	0818		0835		0848	0906		0918		0935				0948	1006		1018	
Kettering (KET)	d	0819		0836		0848	0907		0919		0937				0948	1007		1019	
Wellingborough (WEL)	d	0827				0856			0927						0956			1027	
Bedford (BDM)	7 d	0840				0910			0940						1010			1040	
Luton (LUT)	10 d	0856				0926			0956						1026			1055	
Luton Airport Parkway (LTN)	← 7 d	0859				0929			0959						1029			1058	
St Pancras International (STP)	⊕ 15 a	0922		0927		0936	0952	0955	1007	1022		1027		1039	1052	1055	1109	1121	

NOTES (see introductory pages for explanation of train operator codes and standard symbols)

- a Arrival time
d Departure time
c Arrives 4 minutes earlier

Sheffield, Chesterfield, Derby, Nottingham, Leicester, Corby and Kettering to London

Saturdays

Operator 1st Class/Reservations/Bus Catering facilities	EM 11 ◇	EM ◇	EM 11 ◇	EM ◇	EM 11 ◇	EM 11 ◇	EM ◇	EM ◇	EM 11 ◇	EM ◇	EM 11 ◇	EM ◇	EM 11 ◇	EM ◇	EM 11 ◇	EM ◇	EM 11 ◇	EM ◇
Sheffield (SHF)	7 d		0935			1000							1035			1100		
Chesterfield (CHD)	d		0947			1013							1047			1113		
Derby (DBY)	6 d		1008			1032							1107			1132		
Long Eaton (LGE)	d					1041										1141		
Grimsby Town (GMB)	d																	
Lincoln (LCN)	d																	
Newark Castle (NCT)	d																	
Nottingham (NOT)	8 d	0950			1012			1033	1050						1112		1133	1150
Beeston (BEE)	d				1018			1039							1118		1139	
Attenborough (ATB)	d							1043									1143	
East Midlands Parkway (EMD)	← d				1025	1045		1050							1125	1145	1150	
Loughborough (LBO)	d		←		1032	1053		1059		←					1132	1153	1159	←
Barrow Upon Soar (BWS)	d		1005					1105		1105							1205	1205
Sileby (SIL)	d		1009					1109		1109							1209	1209
Syston (SYS)	d		1014					1114									1214	1214
Leicester (LEI)	a	1010	1023	1028		1042	1103			1110	1123	1127		1142	1203		1210	1223
Leicester (LEI)	d	1012		1030		1043	1104			1112		1130		1143	1204		1212	
Market Harborough (MHR)	d	1026				1057				1126				1157			1226	
Melton Mowbray (MMO)	d																	
Oakham (OKM)	d																	
Corby (COR)	d			1040			1110						1140			1210		
Kettering (KET)	a	1035		1048	1106		1118			1135			1148	1206		1218		1235
Kettering (KET)	d	1037		1048	1107		1119			1137			1148	1207		1219		1236
Wellingborough (WEL)	d			1056			1128						1156			1227		
Bedford (BDM)	7 d			1110			1141						1210			1240		
Luton (LUT)	10 d			1126			1156						1226			1256		
Luton Airport Parkway (LTN)	← 7 d			1129			1159						1229			1259		
St Pancras International (STP)	⊕ 15 a	1127		1139	1152	1155	1209	1222		1227		1239	1252	1255	1309	1322		1327

Operator 1st Class/Reservations/Bus Catering facilities	EM 11 ◇	EM ◇	EM 11 ◇	EM ◇	EM ◇	EM ◇	EM 11 ◇	EM ◇	EM 11 ◇	EM ◇	EM 11 ◇	EM ◇	EM 11 ◇	EM ◇	EM ◇	EM 11 ◇	EM ◇	EM 11 ◇	EM ◇
Sheffield (SHF)	7 d	1135		1200					1235			1300						1335	
Chesterfield (CHD)	d	1147		1213					1247			1313						1347	
Derby (DBY)	6 d	1208		1232					1309			1332						1409	
Long Eaton (LGE)	d			1241								1341							
Grimsby Town (GMB)	d																		
Lincoln (LCN)	d																		
Newark Castle (NCT)	d																		
Nottingham (NOT)	8 d		1212			1233	1250					1312			1333	1350			
Beeston (BEE)	d		1218			1239						1318			1339				
Attenborough (ATB)	d					1243									1343				
East Midlands Parkway (EMD)	← d		1225	1245		1250						1325	1345		1350				
Loughborough (LBO)	d		1232	1253		1259		←				1332	1353		1359		←		
Barrow Upon Soar (BWS)	d					1305		1305							1405		1405		
Sileby (SIL)	d							1309							1409		1409		
Syston (SYS)	d							1314							1414		1414		
Leicester (LEI)	a	1228		1242	1303		1310	1323	1329		1342	1403			1411	1423	1429		
Leicester (LEI)	d	1231		1243	1304		1312		1331		1343	1404			1413		1431		
Market Harborough (MHR)	d			1257			1326				1357				1426				
Melton Mowbray (MMO)	d																		
Oakham (OKM)	d																		
Corby (COR)	d		1240		1310						1340			1410					1440
Kettering (KET)	a	1248	1306		1318		1335				1348	1406		1418		1435			1448
Kettering (KET)	d		1248	1307		1319		1337			1348	1407		1419		1436			1448
Wellingborough (WEL)	d		1256		1327						1356			1427					1456
Bedford (BDM)	7 d		1310		1340						1410			1440					1510
Luton (LUT)	10 d		1326		1356						1426			1456					1526
Luton Airport Parkway (LTN)	← 7 d		1329		1359						1429			1459					1529
St Pancras International (STP)	⊕ 15 a	1336	1352	1355	1408	1422		1427		1436	1452	1455	1507	1522		1527		1536	1552

NOTES (see introductory pages for explanation of train operator codes and standard symbols)

- a Arrival time
d Departure time

Sheffield, Chesterfield, Derby, Nottingham, Leicester, Corby and Kettering to London

Saturdays

Operator 1st Class/Reservations/Bus Catering facilities	EM 1	EM 1	EM 1	EM 1	EM 1	EM 1	EM 1	EM 1	EM 1	EM 1	EM 1	EM 1	EM 1	EM 1	EM 1	EM 1	EM 1	EM 1
Sheffield (SHF)	d	1400						1435			1500					1535		1600
Chesterfield (CHD)	d	1413						1447			1513					1547		1613
Derby (DBY)	d	1432						1509			1532					1609		1632
Long Eaton (LGE)	d	1441									1541							1641
Grimsby Town (GMB)	d																	
Lincoln (LCN)	d																	
Newark Castle (NCT)	d																	
Nottingham (NOT)	d	1412			1433	1450				1512			1533	1550				1612
Beeston (BEE)	d	1418			1439					1518			1539					1618
Attenborough (ATB)	d				1443								1543					
East Midlands Parkway (EMD)	d	1425	1445		1450					1525	1545		1550					1625
Loughborough (LBO)	d	1432	1453		1459					1532	1553		1559					1632
Barrow Upon Soar (BWS)	d				1505								1605					1653
Sileby (SIL)	d												1609					
Syston (SYS)	d												1614					
Leicester (LEI)	a	1442	1503			1510	1523	1529		1542	1603			1611	1623	1629		1642
Leicester (LEI)	d	1443	1504			1512		1531		1543	1604			1612		1632		1643
Market Harborough (MHR)	d	1457				1526				1557				1626				1657
Melton Mowbray (MMO)	d																	
Oakham (OKM)	d																	
Corby (COR)	d			1510						1540			1610				1640	
Kettering (KET)	a	1506		1518		1535				1548	1606		1618		1635		1648	1706
Kettering (KET)	d	1507		1519		1537				1548	1607		1619		1637		1648	1707
Wellingborough (WEL)	d			1527						1556			1627				1656	
Bedford (BDM)	d			1541						1610			1641				1710	
Luton (LUT)	d			1556						1625			1656				1726	
Luton Airport Parkway (LTN)	d			1559						1628			1659				1729	
St Pancras International (STP)	a	1555	1609	1622		1627		1636	1651	1655	1709	1722		1727		1739	1752	1755

Operator Days of operation/Notes 1st Class/Reservations/Bus Catering facilities	EM 1	EM 1	EM 1	EM 1	EM 1	EM 1	EM 1	EM 1	EM 1	EM 1	EM 1	EM 1	EM 1	EM 1	EM 1	EM 1	EM 1	EM 1
Sheffield (SHF)	d				1635			1700						1731			1800	
Chesterfield (CHD)	d				1647			1713						1743			1813	
Derby (DBY)	d				1709			1732						1808			1832	
Long Eaton (LGE)	d							1741									1841	
Grimsby Town (GMB)	d																	
Lincoln (LCN)	d																	
Newark Castle (NCT)	d																	
Nottingham (NOT)	d		1633	1650				1712			1733	1750					1812	1834
Beeston (BEE)	d		1639					1718			1739						1818	1840
Attenborough (ATB)	d		1643								1743							1844
East Midlands Parkway (EMD)	d		1650					1725	1745		1750						1825	1851
Loughborough (LBO)	d		1659					1732	1753		1759						1832	1900
Barrow Upon Soar (BWS)	d		1705								1805							1905
Sileby (SIL)	d													1809				
Syston (SYS)	d													1814				
Leicester (LEI)	a			1710	1723	1729		1742	1803			1810	1823	1830		1842	1903	
Leicester (LEI)	d			1712		1732		1743	1804			1812		1832		1843	1904	
Market Harborough (MHR)	d			1726				1757				1826				1857		
Melton Mowbray (MMO)	d																	
Oakham (OKM)	d																	
Corby (COR)	d	1710						1740			1810					1840		1910
Kettering (KET)	a	1718		1735				1748	1806		1818			1835		1848	1906	1918
Kettering (KET)	d	1719		1737				1748	1807		1819			1837		1848	1907	1919
Wellingborough (WEL)	d	1727						1756			1827					1856		1927
Bedford (BDM)	d	1741						1810			1840					1910		1940
Luton (LUT)	d	1756						1826			1856					1926		1956
Luton Airport Parkway (LTN)	d	1759						1829			1859					1929		1959
St Pancras International (STP)	a	1822		1827		1838	1852	1855	1909	1922		1927		1936	1952	1955	2007	2022

NOTES (see introductory pages for explanation of train operator codes and standard symbols)

a Arrival time
d Departure time

A Also calls at Belper 1757

Sheffield, Chesterfield, Derby, Nottingham, Leicester, Corby and Kettering to London

Saturdays

Operator 1st Class/Reservations/Bus Catering facilities	EM 11 11	EM 11 11	EM 11 11	EM 11 11	EM 11 11	EM 11 11	EM 11 11	EM 11 11	EM 11 11	EM 11 11	EM 11 11	EM 11 11	EM 11 11	EM 11 11	EM 11 11	EM 11 11	EM 11 11	EM 11 11
Sheffield (SHF)	d		1835			1900							1935			2000		
Chesterfield (CHD)	d		1847			1913							1947			2013		
Derby (DBY)	d		1909			1932							2010			2032		
Long Eaton (LGE)	d					1941										2041		
Grimsby Town (GMB)	d																	
Lincoln (LCN)	d																	
Newark Castle (NCT)	d																	
Nottingham (NOT)	d	1850			1912			1930	1950						2011		2033	2050
Beeston (BEE)	d				1918			1936							2017		2039	
Attenborough (ATB)	d							1940									2043	
East Midlands Parkway (EMD)	d				1925	1945		1947							2024	2045	2050	
Loughborough (LBO)	d				1932	1952		1956							2031	2053	2059	
Barrow Upon Soar (BWS)	d		1905					2001									2105	2105
Sileby (SIL)	d		1909															2109
Syston (SYS)	d		1915															2114
Leicester (LEI)	a	1910	1923	1929	1942	2002			2010	2019	2030		2041	2103			2110	2123
Leicester (LEI)	d	1912		1932	1943	2004			2012		2032		2043	2104			2114	
Market Harborough (MHR)	d	1926			1957				2026				2056				2127	
Melton Mowbray (MMO)	d																	
Oakham (OKM)	d																	
Corby (COR)	d			1940		2010							2040			2110		
Kettering (KET)	a	1935		1948	2006	2018		2035					2048	2105		2118		2136
Kettering (KET)	d	1937		1948	2007	2019		2036					2048	2106		2119		2137
Wellingborough (WEL)	d			1956		2028							2056			2128		
Bedford (BDM)	d			2010		2040							2110			2142		2155
Luton (LUT)	d			2026		2055							2126			2157		
Luton Airport Parkway (LTN)	d			2029		2058							2129			2200		
St Pancras International (STP)	a	2027		2039	2052	2055	2109	2121		2127		2138	2152	2155	2207	2223		2229

Operator 1st Class/Reservations/Bus Catering facilities	EM 11 11	EM 11 11	EM 11 11	EM 11 11	EM 11 11	EM 11 11	EM 11 11	EM 11 11	EM 11 11
Sheffield (SHF)	d	2030				2100			
Chesterfield (CHD)	d	2042				2114			
Derby (DBY)	d	2102				2135			
Long Eaton (LGE)	d					2144			
Grimsby Town (GMB)	d								
Lincoln (LCN)	d								
Newark Castle (NCT)	d								
Nottingham (NOT)	d			2125		2132		2230	2318
Beeston (BEE)	d			2131		2138		2236	2324
Attenborough (ATB)	d					2142		2240	
East Midlands Parkway (EMD)	d	2112		2137	2149	2151e		2247	2332
Loughborough (LBO)	d	2119		2145	2157	2200		2256	2340
Barrow Upon Soar (BWS)	d					2205		2301	
Sileby (SIL)	d					2209		2305	
Syston (SYS)	d					2216		2311	
Leicester (LEI)	a	2129		2155	2207	2224		2319	2351
Leicester (LEI)	d			2156					
Market Harborough (MHR)	d			2209					
Melton Mowbray (MMO)	d								
Oakham (OKM)	d								
Corby (COR)	d		2140	2201			2240		
Kettering (KET)	a		2148	2209	2218		2248		
Kettering (KET)	d		2148		2219				
Wellingborough (WEL)	d		2156		2227				
Bedford (BDM)	d		2210						
Luton (LUT)	d		2226						
Luton Airport Parkway (LTN)	d		2229						
St Pancras International (STP)	a		2252		2314				

NOTES (see introductory pages for explanation of train operator codes and standard symbols)

- a Arrival time
d Departure time
e Arrives 3 minutes earlier

Sheffield, Chesterfield, Derby, Nottingham, Leicester, Corby and Kettering to London

Sundays

Operator 1st Class/Reservations/Bus Catering facilities	EM 1◇	EM 1◇	EM 1◇	EM ◇	EM 1◇	EM ◇	EM 1◇	EM 1◇	EM ◇	EM 1◇	EM 1◇	EM ◇	EM 1◇	EM 1◇	EM ◇	EM 1◇	EM 1◇	EM ◇	EM 1◇
Sheffield (SHF)	7 d			0822				0922				1052				1152			1252
Chesterfield (CHD)	d			0834				0934				1105				1205			1305
Derby (DBY)	6 d	0757		0854				0954				1126				1226			1326
Long Eaton (LGE)	d	0805		0902				1002				1134				1234			1334
Grimsby Town (GMB)	d																		
Lincoln (LCN)	d																		
Newark Castle (NCT)	d																		
Nottingham (NOT)	8 d		0821			0927			1015			1110			1209				1310
Beeston (BEE)	d		0827									1116			1215				1316
Attenborough (ATB)	d																		
East Midlands Parkway (EMD)	← d	0810	0833	0907		0937		1007	1025			1122	1139		1221	1239			1323 1339
Loughborough (LBO)	d	0817	0841	0914		0944		1014	1032			1130	1146		1229	1246			1330 1346
Barrow Upon Soar (BWS)	d																		
Sileby (SIL)	d																		
Syston (SYS)	d																		
Leicester (LEI)	a	0828	0852	0925		0955		1025	1043			1141	1157		1240	1257			1341 1357
Leicester (LEI)	d	0829	0853	0927		0957		1027	1045			1143	1200		1242	1259			1343 1359
Market Harborough (MHR)	d	0843	0907	0940		1011		1040	1058			1156	1213		1256	1312			1356 1412
Melton Mowbray (MMO)	d																		
Oakham (OKM)	d																		
Corby (COR)	d				1000		1030			1139				1227			1309 1339		
Kettering (KET)	a	0852	0916	0949	1008	1020	1038	1049	1107	1147	1205			1235	1305		1317 1347	1405	
Kettering (KET)	d	0853	0917	0950		1021		1050	1108	1148	1206			1235	1306		1318 1348	1406	
Wellingborough (WEL)	d	0900	0924	0957		1029		1057	1115	1156				1244			1326 1356		
Bedford (BDM)	7 d	0913	0938	1011		1043		1111	1129	1210				1257			1340 1410		
Luton (LUT)	10 d		0953			1058				1225				1313			1355 1425		
Luton Airport Parkway (LTN)	← 7 d	0929	0956	1027		1101		1127	1145	1228				1316			1358 1428		
St Pancras International (STP)	⊕ 15 a	0951	1019	1050		1123		1150	1207	1251	1254	1308	1339	1353	1407	1421	1452	1454	1507






Operator 1st Class/Reservations/Bus Catering facilities	EM ◇	EM 1◇	EM ◇	EM 1◇	EM 1◇	EM ◇	EM 1◇	EM ◇	EM 1◇	EM 1◇	EM ◇	EM 1◇	EM 1◇	EM ◇	EM 1◇	EM 1◇	EM ◇	EM 1◇	EM 1◇
Sheffield (SHF)	7 d		1332			1351		1432				1451			1531			1551	
Chesterfield (CHD)	d		1345			1404		1446				1504			1544			1604	
Derby (DBY)	6 d		1406			1426		1507				1526			1606			1626	
Long Eaton (LGE)	d					1434						1534						1634	
Grimsby Town (GMB)	d																		
Lincoln (LCN)	d																		
Newark Castle (NCT)	d																		
Nottingham (NOT)	8 d				1410					1506			1547				1610		1647
Beeston (BEE)	d				1416					1512							1616		
Attenborough (ATB)	d																		
East Midlands Parkway (EMD)	← d		1416		1423	1439		1517		1521	1539		1557	1616			1623 1639		1657
Loughborough (LBO)	d				1430	1446				1529	1547						1630 1647		
Barrow Upon Soar (BWS)	d																		
Sileby (SIL)	d																		
Syston (SYS)	d																		
Leicester (LEI)	a		1430		1441	1457		1531		1541	1558		1611	1630		1641	1658		1711
Leicester (LEI)	d		1432		1443	1459		1532		1543	1602		1613	1632		1643	1702		1713
Market Harborough (MHR)	d				1456	1512				1556			1626			1656			1726
Melton Mowbray (MMO)	d																		
Oakham (OKM)	d																		
Corby (COR)	d	1409		1440			1510		1540			1610			1640			1710	
Kettering (KET)	a	1417		1448	1505		1518		1548	1605		1618	1635		1648	1705		1718	1735
Kettering (KET)	d	1418		1448	1506		1518		1548	1606		1618	1636		1648	1706		1718	1736
Wellingborough (WEL)	d	1426		1456			1526		1556			1626			1656			1726	
Bedford (BDM)	7 d	1440		1510			1540		1610			1640			1710			1740	
Luton (LUT)	10 d	1455		1525			1555		1625			1655			1725			1755	
Luton Airport Parkway (LTN)	← 7 d	1458		1528			1558		1628			1658			1728			1758	
St Pancras International (STP)	⊕ 15 a	1522	1539	1552	1556	1609	1622	1639	1652	1655	1709	1722	1727	1739	1752	1755	1809	1822	1827






NOTES (see introductory pages for explanation of train operator codes and standard symbols)

- a Arrival time
d Departure time

Sheffield, Chesterfield, Derby, Nottingham, Leicester, Corby and Kettering to London

Sundays

Operator 1st Class/Reservations/Bus Catering facilities	EM 1◇ 1P	EM ◇	EM 1◇ 1P	EM 1◇ 1P	EM ◇	EM 1◇ 1P	EM 1◇ 1P	EM ◇	EM 1◇ 1P	EM 1◇ 1P	EM ◇	EM 1◇ 1P	EM ◇	EM 1◇ 1P	EM ◇	EM 1◇ 1P	EM ◇	EM 1◇ 1P	EM ◇	EM 1◇ 1P
Sheffield (SHF)  7 d	1628			1651			1728			1751						1851			1951	
Chesterfield (CHD) d	1640			1703			1741			1803						1903			2003	
Derby (DBY) 6 d	1701			1726			1802			1826						1926			2026	
Long Eaton (LGE) d				1734						1834						1934			2034	
Grimsby Town (GMB) d																				
Lincoln (LCN) d																				
Newark Castle (NCT) d																				
Nottingham (NOT)  8 d			1710			1747			1810			1845			1906			1959		
Beeston (BEE) d			1716						1816						1912			2005		
Attenborough (ATB) d																				
East Midlands Parkway (EMD)  d	1712		1723	1739		1757	1813		1823	1839		1857			1919	1939		2012	2039	
Loughborough (LBO) d	1719		1730	1746					1830	1846					1926	1946		2019	2046	
Barrow Upon Soar (BWS) d																				
Sileby (SIL) d																				
Syston (SYS) d																				
Leicester (LEI) a	1730		1741	1757		1812	1827		1841	1857		1911			1937	1957		2030	2057	
Leicester (LEI) d	1732		1743	1802		1813	1829		1843	1902		1913			1943	1959		2032	2059	
Market Harborough (MHR) d			1756			1827	1842		1856			1926			1956			2045	2113	
Melton Mowbray (MMO) d																				
Oakham (OKM) d																				
Corby (COR) d		1740			1810			1840			1910		1940				2005			
Kettering (KET) a		1748	1805		1818	1836		1848	1905		1918	1935	1948	2005		2013	2054			
Kettering (KET) d		1748	1806		1818	1837		1848	1906		1918	1936	1948	2006		2018	2055			
Wellingborough (WEL) d		1756			1826			1856			1926		1956			2026	2102			
Bedford (BDM) 7 d		1810			1840			1910			1940		2010			2040	2116			
Luton (LUT) 10 d		1825			1855			1925			1956		2025		2044	2055				
Luton Airport Parkway (LTN)  7 d		1828			1858			1928			1959		2028			2058	2132			
St Pancras International (STP)  15 a	1839	1852	1855	1909	1922	1927	1939	1952	1955	2009	2023	2027	2052	2055	2108	2122	2155	2208		

Operator 1st Class/Reservations/Bus Catering facilities	EM ◇	EM ◇	EM 1◇ 1P	EM 1◇ 1P	EM 1◇ 1P
Sheffield (SHF)  7 d			2027		
Chesterfield (CHD) d			2042		
Derby (DBY) 6 d			2103		
Long Eaton (LGE) d			2112		
Grimsby Town (GMB) d					
Lincoln (LCN) d					
Newark Castle (NCT) d					
Nottingham (NOT)  8 d				2109	2151
Beeston (BEE) d				2115	2157
Attenborough (ATB) d					
East Midlands Parkway (EMD)  d			2117	2121	2203
Loughborough (LBO) d			2124	2129	2211
Barrow Upon Soar (BWS) d					
Sileby (SIL) d					
Syston (SYS) d					
Leicester (LEI) a			2135	2140	2222
Leicester (LEI) d			2136	2141	
Market Harborough (MHR) d			2150	2154	
Melton Mowbray (MMO) d					
Oakham (OKM) d					
Corby (COR) d	2110	2140			
Kettering (KET) a	2118	2148	2159	2203	
Kettering (KET) d	2118		2200	2205	
Wellingborough (WEL) d	2126		2207	2213	
Bedford (BDM) 7 d	2140		2220	2227	
Luton (LUT) 10 d	2155		2235	2242	
Luton Airport Parkway (LTN)  7 d	2158		2239	2246	
St Pancras International (STP)  15 a	2223		2303	2307	

NOTES (see introductory pages for explanation of train operator codes and standard symbols)

- a Arrival time
d Departure time